

CIFA SPRITZ SYSTEM 2 "CSS-2"

**TRUCK-MOUNTED SPRAYED CONCRETE
BOOM PUMP**

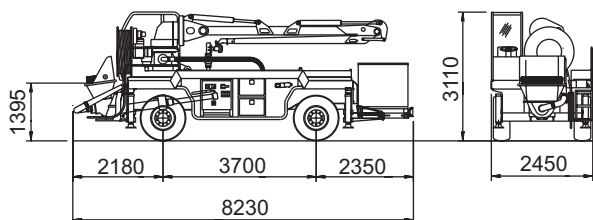
**Placing Boom
Pumping Unit
Driven by
Chassis**

**CSS-2T
PAS 307
Diesel / Electric
2 axle**

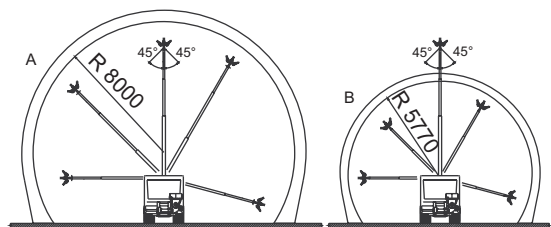


Dimensions and Performances

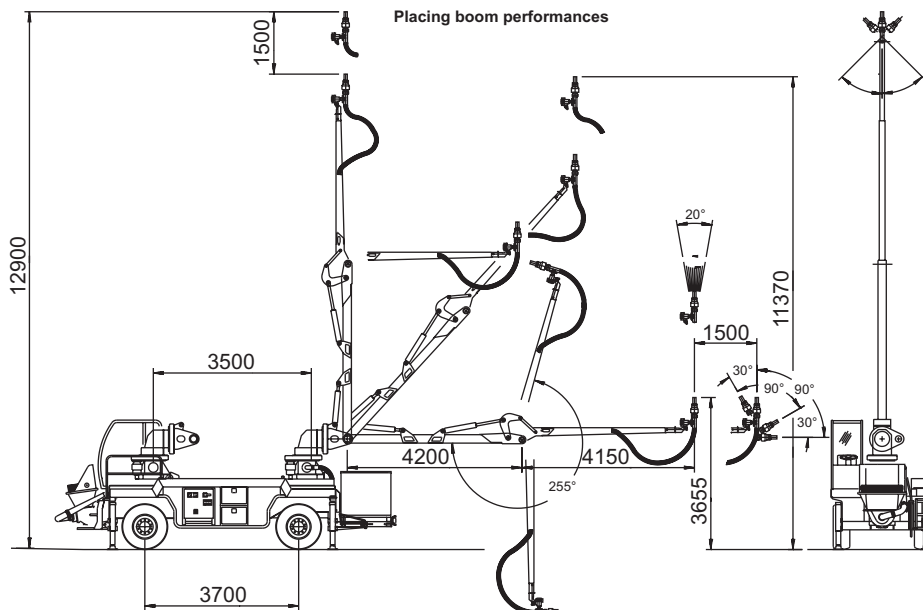
Overall dimensions on transfer phase



Placing boom utilization in tunnel: A - Big section; B - Medium section



Placing boom performances



CIFA SPRITZ SYSTEM 2 "CSS-2"

Standard equipment

- Unit provided with automatic additive batching system:
 - **Silicaflux** suitable to batch sodium silicate or similar products (aluminates) with percentages varying from 2% to 20%;
 - 2 liquid accelerator tanks (plastic tanks on market, capacity 1000 l)
- Hydraulically returned wind cable device, with 100 m cable
- Water tank (capacity 600 l)
- Electric vibrator on the grid
- Handwheel sprayed concrete flow rate regulator, in the control panel area
- Remote control with all boom functions
- 6 automatic lubricating points for valve-supports and remixer
- Pneumatically controlled air pressure regulator
- Waterproof electric control panel according to DIN P54-IEC IP55
- Electric hourmeter on pumping
- Accessories for piping washing and cleaning, two washing balls, connecting flange between water pipe and concrete piping
- Hydraulically driven high pressure pump (16 l/1' -120 bar); quick joint washing nozzle with 10 m length hose.
- Nebulization fluid handpump for concrete antiadhesion protection (capacity 10 l)
- Catalytic silencer (for Diesel engine)

Optionals

- Automatic additive batching system:
 - **Uniflux EAS** automatic system with electric control and peristaltic pump with electronic operation, suitable for all types of accelerators, "alkalifree" included. The electronic system keep constant the pre-setted accelerator percentage, by varying also the sprayed concrete output
- Heating system for sodium silicate, complete of two resistors and relevant thermocouples with low heat gradient (max. temp. C 80°), 380V - IP 55 electric panel - digital reading safety thermostat
- Control panel and supervision system: "Shotrec" electronic system to get, to control and to store all the functional and on-line phases
- Explosion-proof presettled version
- Brush movement shotcrete nozzle
- Remote control with cable up to 50 m
- Air compressor
- Water silencer

TRUCK-MOUNTED SPRAYED CONCRETE BOOM PUMP

Placing Boom Pumping Unit Driven by Chassis	CSS-2T PAS 307 Diesel / Electric 2 axle
---	--

Pumping Unit Technical Data

MODEL	PAS 307	
Max. theoretical output	m^3/h	30
Max. pressure on concrete	bar	70
Max. number of cycles per minute	$nr.$	21
Concrete cylinders (diam. x stroke)	mm	176 x 1000
Hopper capacity	l	300
Separate additive tank capacity	l	2 x 1000
Water tank capacity	l	600
Installed power	kW	45

Placing Boom Technical Data

MODEL	CSS-2T	
Turret vertical rotation angle		360°
Turret horizontal rotation angle		360°
Hoisting angle of 1st section		90°
Hoisting angle of 2nd section		180°
1st section length	m	4,2
2nd section length	m	4
Telescopic length on 2nd section	m	1,5
Longitudinal working angle of shotcrete nozzle		+/- 45°
Transverse working angle of shotcrete nozzle		+/- 90°
Boom longitudinal sliding stroke	m	3,5

Truck-chassis Technical Data

MODEL	Shottruck	
Engine power	Hp/kW	115 / 85
Steering radius	m	5,2
Tyres		16x24
GVW	kg	16000

Technical data and characteristics subject to modifications.